

CITY OF WATONGA, OKLAHOMA

Fiscal Year 2022/2023 Annual Budget

BUDGET MEMO

May 17, 2022

The 2022/2023 Annual Budget for the City of Watonga is presented, as attached, for approval by the Council in accordance with the Municipal Budget Act.

The proposed budget includes the following highlights:

- We are showing a net income between all funds of about \$20,260. Tax revenues are budgeted at 90% of FY22 projected amounts. Should the City collect recurring sales, use & other tax revenues in the General Fund at 100% of current year projection, this would represent ~\$80,219 in additional revenues.
- The budget includes a 2% utility rate increase. The utility rate increases are expected to generate ~\$124,000 in additional revenues.
- The budget includes various raises for employees for the purpose of staff alignment for compensation to be commensurate with the positions and responsibilities. The estimated annual cost of the employee raises is \$71,664. This has been absorbed by realigning overall operations cost to allow for this increase. The budget includes 11 full time vacant positions and 9 part-time, costing approximately \$435,400. The budget includes health insurance coverage for all full-time employees along with 75% of dependent care coverage for health insurance only. The cost of the health insurance benefit is estimated at \$435,400. The budget also includes Retirement contribution expense for the City and is budgeted at 14.96%, based on the most recent Actuarial Valuation for all full time employees.
- Proposed Capital requests are detailed in the budget totaling \$5,747,599

| | <u>Capital Outlay</u> | <u>Funding source</u> |
|-----------------------------|-----------------------|---|
| General Government | \$ 112,000 | General fund 60K; Sales tax fund 52K |
| Police Department | 22,000 | Sales tax fund |
| Fire Department | 65,000 | Sales tax fund 65K |
| Code Enforcement | 80,000 | Sales tax fund |
| Street Department | 130,000 | General fund |
| Library Department | 40,000 | General fund o&g savings 35K; Spec rev 5K |
| Park Department | 44,000 | General fund o&g savings |
| Electric Department | 50,000 | Light & Water capital improvement fees |
| Water Department | 2,898,098 | Loan Proceeds 2.5M; 248,098 ARPA funds; 150K L&W fees |
| Sewer/Disposal Department | 270,000 | REAP grant, Light & Water capital improvement fees |
| Garbage Department | 62,400 | Light & Water operations |
| L&W Administration | 20,000 | Light & Water operations |
| PWA Fund | 1,954,101 | 1,933,808 FAA grant; 20,293 operations |
| TOTAL CAPITAL OUTLAY | \$ 5,747,599 | |

● Continued debt service & lease payments include:

| | | | |
|--------------------------------|-----------|----------------|------------------------|
| 2012 GO Hospital Funding Bonds | \$ | 115,965 | Hospital Sinking Fund |
| Trash Truck Lease | | 62,400 | Light & Water Fund |
| City Hall Capital Lease | | 32,604 | 1/2 Sales Tax, 1/2 L&W |
| Water project loan | | - | Light & Water Fund |
| | \$ | 210,969 | |

- Personnel costs represent approximately 77% of the General Fund budget excluding transfers and capital outlay a 2% increase from the prior year budget; 52% of the L&W budget, excluding the cost of electricity, transfers, and capital outlay, a 7% decrease from the prior year budget.
- As of April 30, 2022, the municipality had 221 and 230 days of cash on hand in the General fund and Light & Water, respectively. This represents the number of days the municipality can support the operating expenses based on the cash balance at April 30, 2022
- This overall budget has been prepared with the purpose of implementing the vision of the City Council to increase investment in the City and infrastructure to assist with economic development and to improve the quality of life for the citizens of Watonga while enlisting the team members of the City with their knowledge of the operations to affect change.

The legal level of control for the City's 2022/2023 budget is established at the Department level. Additional detail is provided for analysis purposes only. If you have any questions, please contact , Karrie Beth Little City Manager or Dacia Stratton Phillips, CPA.

RECEIVED

JUL 01 2022

State Auditor
and Inspector

In accordance with Section 17-208, Title 11, Oklahoma Statutes, notice is hereby given that the proposed fiscal year 2022 / 2023 budget will be considered at a public hearing on Wednesday, June 1st, 2022 at 6:00 p.m. at the City Hall located at 410 West Main Street, Watonga, OK. Copies of the proposed budget are available for review in the Office of the City Clerk, located at 410 West Main Street, Watonga, OK.

CITY OF WATONGA, OKLAHOMA
Fiscal Year 2022/2023 Annual Budget

| | BUDGET SUMMARY | | | | | ENDING BALANCE |
|--------------------------------------|-------------------------------------|----------------------|------------------------|-----------------------|-------------------|---------------------|
| | BEGINNING BALANCE (Estimates) | REVENUES | EXPENSES | TRANSFERS | Net Change | |
| GENERAL FUND | \$ 2,130,701 | \$ 2,080,283 | \$ (3,845,951) | \$ 1,590,276 | \$ (175,392) | \$ 1,955,309 |
| ENTERPRISE FUNDS | | | | | | |
| Light and Water Fund | \$ 2,443,708 | \$ 9,185,516 | \$ (7,418,013) | \$ (1,590,000) | \$ 177,503 | \$ 2,621,211 |
| Public Works Authority | \$ 128,862 | \$ 1,992,101 | \$ (1,992,101) | \$ - | \$ - | \$ 128,862 |
| TOTAL ENTERPRISE FUNDS | \$ 2,572,570 | \$ 11,177,617 | \$ (9,410,114) | \$ (1,590,000) | \$ 177,503 | \$ 2,750,073 |
| CAPITAL PROJECTS FUND | | | | | | |
| Sales Tax (Capital Improvement) Fund | \$ 313,441 | \$ 211,323 | \$ (235,302) | \$ - | \$ (23,979) | \$ 289,462 |
| SPECIAL REVENUE FUNDS | | | | | | |
| Street and Alley Fund | \$ 111,310 | \$ 39,441 | \$ - | \$ - | \$ 39,441 | \$ 150,751 |
| Hospital Special Revenue | - | 790,226 | (789,950) | (276) | - | - |
| Hospital Sinking Fund | 149,845 | 119,252 | (116,565) | - | 2,687 | \$ 152,532 |
| Grant Fund | 272,973 | 254,098 | (254,098) | - | - | \$ 272,973 |
| Library Special Revenue | 7,464 | 5,500 | (5,500) | - | - | \$ 7,464 |
| TOTAL SPECIAL REVENUE FUNDS | \$ 541,592 | \$ 1,208,617 | \$ (1,166,113) | \$ (276) | \$ 42,128 | \$ 583,720 |
| GRAND TOTAL ALL FUNDS | \$ 5,558,304 | \$ 14,677,740 | \$ (14,667,480) | \$ - | \$ 20,260 | \$ 5,678,564 |

FOR:

**CITY OF WATONGA, OKLAHOMA
ANNUAL CAPITAL/OPERATING BUDGET
FISCAL YEAR 2022-2023**

**GENERAL FUND
SUMMARY OF REVENUES AND EXPENDITURES**

| | Actual Fiscal Year 2020-2021 | Approved Budget Fiscal Year 2021-2022 | Estimated/ Actual Fiscal Year 2021-2022 | Proposed Budget Fiscal Year 2022-2023 |
|--|------------------------------------|--|--|--|
| BEGINNING BALANCE | \$ 1,913,586 | \$ 1,676,941 | \$ 1,676,941 | \$ 2,130,701 |
| REVENUE SUMMARY | | | | |
| Sales Tax Receipts | \$ 1,038,054 | \$ 1,179,251 | \$ 1,333,704 | \$ 1,267,833 |
| Other Tax Receipts | 472,224 | 142,310 | 143,483 | 129,135 |
| Other Services Receipts | 226,210 | 245,500 | 356,579 | 305,426 |
| Court Receipts | 53,384 | 60,050 | 48,028 | 50,050 |
| 522 Receipts | 206,788 | 226,500 | 232,359 | 210,000 |
| Miscellaneous Receipts | 116,711 | 13,500 | 10,394 | 11,000 |
| Ambulance collections | 100,856 | 103,264 | 116,507 | 106,839 |
| Transfers In L&W | 1,292,583 | 1,437,344 | 1,366,667 | 1,500,000 |
| Transfers In L&W- ambulance fee | - | 90,000 | 110,449 | 90,000 |
| Transfers In - PWA | - | 110,000 | 87,407 | - |
| Transfers In - Grant Fund | - | 218,985 | 223,811 | - |
| Transfers In - other | - | 5,487 | 7,019 | 276 |
| Total General Fund Revenues | <u>\$ 3,506,810</u> | <u>\$ 3,832,191</u> | <u>\$ 4,036,407</u> | <u>\$ 3,670,559</u> |
| General Fund Revenues & Beg Balance | \$ 5,420,396 | \$ 5,509,132 | \$ 5,713,348 | \$ 5,801,260 |

EXPENDITURE SUMMARY

General Government:

| | | | | |
|------------------------|------------|------------|------------|------------|
| General Government: | | | | |
| Personal services | \$ 103,926 | \$ 116,921 | \$ 112,500 | \$ 228,861 |
| Materials & supplies | 16,540 | 20,000 | 35,863 | 30,000 |
| Other services/charges | 284,704 | 267,000 | 355,358 | 380,000 |
| Capital outlay | 24,960 | 1,000 | 770 | 60,000 |
| Amendments | - | 125,000 | - | - |

Sub-Total - General Government \$ 430,130 \$ 529,921 \$ 504,491 \$ 698,861

Managerial:

| | | | | |
|-------------------|------------|------------|------------|------------|
| Personal services | \$ 112,438 | \$ 120,418 | \$ 111,654 | \$ 111,484 |
| Amendments | - | (15,000) | - | - |

Sub-Total - Managerial \$ 112,438 \$ 105,418 \$ 111,654 \$ 111,484

City Clerk:

| | | | | |
|------------------------|-----------|------------|-----------|-----------|
| Personal services | \$ 86,043 | \$ 106,573 | \$ 96,004 | \$ 30,379 |
| Materials & supplies | 424 | 1,000 | 27 | - |
| Other services/charges | 4,405 | 5,000 | 1,340 | - |
| Capital outlay | - | - | - | - |

Sub-Total - City Clerk \$ 90,872 \$ 112,573 \$ 97,371 \$ 30,379

City Treasurer:

| | | | | |
|-------------------|-----------|-----------|-----------|-----------|
| Personal services | \$ 18,890 | \$ 19,219 | \$ 19,589 | \$ 18,949 |
|-------------------|-----------|-----------|-----------|-----------|

Sub-Total - City Treasurer \$ 18,890 \$ 19,219 \$ 19,589 \$ 18,949

**CITY OF WATONGA, OKLAHOMA
ANNUAL CAPITAL/OPERATING BUDGET
FISCAL YEAR 2022-2023**

**GENERAL FUND
SUMMARY OF REVENUES AND EXPENDITURES**

| | Actual Fiscal Year 2020-2021 | Approved Budget Fiscal Year 2021-2022 | Estimated/ Actual Fiscal Year 2021-2022 | Proposed Budget Fiscal Year 2022-2023 |
|--|------------------------------------|--|--|--|
| EXPENDITURE SUMMARY (continued) | | | | |
| City Attorney: | | | | |
| Personal services | \$ - | \$ - | \$ - | \$ - |
| Materials & supplies | - | - | - | - |
| Other services/charges | 67,555 | 45,000 | 51,775 | 50,000 |
| Capital outlay | - | - | - | - |
| Sub-Total - City Attorney | \$ 67,555 | \$ 45,000 | \$ 51,775 | \$ 50,000 |
| Total for General Government Expenditures | \$ 719,885 | \$ 812,131 | \$ 784,880 | \$ 909,673 |
| Public Safety and Judiciary: | | | | |
| Municipal Court | | | | |
| Personal services | \$ 9,552 | \$ 9,719 | \$ 10,834 | \$ 17,184 |
| Materials & supplies | 196 | 500 | 31 | 1,000 |
| Other services/charges | 15,588 | 20,000 | 940 | 15,000 |
| Amendments | - | (5,000) | - | - |
| Sub-Total - Municipal Court | \$ 25,336 | \$ 25,219 | \$ 14,805 | \$ 33,184 |
| Police | | | | |
| Personal services | \$ 545,067 | \$ 619,769 | \$ 510,004 | \$ 635,540 |
| Materials & supplies | 24,398 | 25,000 | 44,024 | 3,000 |
| Other services/charges | 99,540 | 104,000 | 112,839 | 117,000 |
| Capital outlay | 3,440 | - | 6,292 | - |
| Amendments | - | (30,000) | - | - |
| Sub-Total - Police | \$ 672,445 | \$ 718,769 | \$ 673,159 | \$ 755,540 |
| Fire | | | | |
| Personal services | \$ 298,452 | \$ 309,173 | \$ 329,346 | \$ 324,219 |
| Materials & supplies | 34,646 | 35,000 | 44,955 | 30,000 |
| Other services/charges | 26,671 | 30,000 | 23,519 | 25,000 |
| Capital outlay | 30,390 | - | 770 | - |
| Sub-Total - Fire | \$ 390,159 | \$ 374,173 | \$ 398,590 | \$ 379,219 |
| EMS | | | | |
| Personal services | \$ 397,971 | \$ 419,521 | \$ 361,689 | \$ 376,791 |
| Materials & supplies | 18,294 | 20,000 | 17,521 | 25,700 |
| Other services/charges | 18,882 | 19,500 | 14,335 | 20,300 |
| Capital outlay | 9,938 | - | - | - |
| Amendments | - | (10,000) | - | - |
| Sub-total EMS | \$ 445,085 | \$ 449,021 | \$ 393,545 | \$ 422,791 |
| Code Enforcement | | | | |
| Personal services | \$ 86,914 | \$ 126,534 | \$ 68,845 | 132,021 |
| Materials & supplies | 3,146 | 2,000 | 3,649 | 4,000 |
| Other services/charges | 22,948 | 33,000 | 15,704 | 9,000 |
| Amendments | - | (65,000) | - | - |
| Sub-total Code Enforcement | \$ 113,008 | \$ 96,534 | \$ 88,198 | \$ 145,021 |
| Total for Public Safety and Judiciary | \$ 1,646,033 | \$ 1,663,716 | \$ 1,568,297 | \$ 1,735,755 |

**CITY OF WATONGA, OKLAHOMA
ANNUAL CAPITAL/OPERATING BUDGET
FISCAL YEAR 2022-2023**

**GENERAL FUND
SUMMARY OF REVENUES AND EXPENDITURES**

| | Actual Fiscal Year 2020-2021 | Approved Budget Fiscal Year 2021-2022 | Estimated/ Actual Fiscal Year 2021-2022 | Proposed Budget Fiscal Year 2022-2023 |
|---|------------------------------------|--|--|--|
| EXPENDITURE SUMMARY (continued) | | | | |
| Transportation | | | | |
| Street | | | | |
| Personal services | \$ 472,632 | \$ 423,443 | \$ 458,116 | \$ 374,872 |
| Materials & supplies | 76,408 | 75,000 | 110,187 | 30,000 |
| Other services/charges | 124,222 | 140,000 | 66,736 | 40,000 |
| Capital outlay | 6,449 | - | - | 130,000 |
| Sub-Total - Street | \$ 679,711 | \$ 638,443 | \$ 635,039 | \$ 574,872 |
| Total Transportation | \$ 679,711 | \$ 638,443 | \$ 635,039 | \$ 574,872 |
| Culture and recreation | | | | |
| Library: | | | | |
| Personal services | \$ 171,230 | \$ 192,555 | \$ 188,094 | \$ 194,924 |
| Materials & supplies | 28,910 | 30,000 | 31,125 | 30,000 |
| Other services/charges | 20,375 | 20,000 | 19,653 | 25,000 |
| Capital outlay | 804 | 100,000 | - | 35,000 |
| Sub-Total - Library | \$ 221,319 | \$ 342,555 | \$ 238,872 | \$ 284,924 |
| Park | | | | |
| Personal services | \$ 213,221 | \$ 234,577 | \$ 218,945 | \$ 208,727 |
| Materials & supplies | 27,173 | 25,000 | 29,949 | 30,000 |
| Other services/charges | 8,491 | 9,000 | 12,341 | 8,000 |
| Capital outlay | - | 15,000 | - | 44,000 |
| Amendments | - | 11,000 | - | - |
| Sub-Total - Park | \$ 248,885 | \$ 294,577 | \$ 261,235 | \$ 290,727 |
| Total for Culture and recreation | \$ 470,204 | \$ 637,132 | \$ 500,107 | \$ 575,651 |
| Public Services | | | | |
| Airport: | | | | |
| Personal services | \$ - | \$ - | \$ - | \$ - |
| Materials & supplies | - | - | - | - |
| Other services/charges | 26,468 | 32,500 | 36,364 | 50,000 |
| Capital outlay | - | - | - | - |
| Amendments | - | 3,000 | - | - |
| Sub-Total - Airport | \$ 26,468 | \$ 35,500 | \$ 36,364 | \$ 50,000 |
| Total for Public Services | \$ 26,468 | \$ 35,500 | 36,364 | 50,000 |
| Total - Transfers Out | \$ 164,166 | \$ - | \$ 40,364 | \$ - |
| Total General Fund Expenditures | \$ 3,706,467 | \$ 3,786,922 | \$ 3,565,051 | \$ 3,845,951 |
| Net Income | \$ (199,657) | \$ 45,269 | \$ 471,356 | \$ (175,392) |
| Ending Balance | \$ 1,713,929 | \$ 1,722,210 | \$ 2,148,297 | \$ 1,955,309 |

**CITY OF WATONGA, OKLAHOMA
ANNUAL CAPITAL/OPERATING BUDGET
FISCAL YEAR 2022-2023**

**LIGHT & WATER FUND
SUMMARY OF REVENUES AND EXPENDITURES**

| | Actual Fiscal Year 2020-2021 | Approved Budget Fiscal Year 2021-2022 | Estimated/ Actual Fiscal Year 2021-2022 | Proposed Budget Fiscal Year 2022-2023 |
|---|------------------------------------|--|--|--|
| BEGINNING BALANCE | \$ 1,777,368 | \$ 1,575,559 | \$ 1,575,559 | \$ 2,443,708 |
| REVENUE SUMMARY | | | | |
| Electric sales | \$ 3,263,530 | \$ 4,076,861 | \$ 4,976,991 | \$ 5,076,531 |
| Electric Rate Adjustment (2%) | - | 99,056 | - | 101,531 |
| Capital Improvements \$3.00 per meter | 49,251 | 49,995 | 50,268 | 54,000 |
| Water sales | 388,038 | 441,266 | 511,944 | 522,183 |
| Water rate increase (2%) | - | 15,851 | - | 10,444 |
| Capital Improvements \$3.00 per meter | 55,918 | 56,745 | 57,915 | 52,272 |
| Sewer | 167,546 | 170,726 | 172,811 | 176,267 |
| Sewer rate adjustment (2%) | - | 6,829 | - | 3,525 |
| Capital Improvements \$3.00 per meter | 54,845 | 55,770 | 56,515 | 50,976 |
| Garbage | 414,506 | 419,848 | 431,840 | 440,477 |
| Garbage rate adjustment (2%) | - | 12,595 | - | 8,810 |
| Surcharge - cleanup \$2.00 per meter | - | 37,344 | 36,396 | - |
| Reconnect Fees | 11,650 | 11,500 | 10,147 | 10,000 |
| Ambulance Fee | 91,983 | 90,000 | 91,429 | 90,000 |
| OG&E franchise pymt | 4,895 | 6,500 | 6,513 | 6,500 |
| Penalties | 39,669 | 60,000 | 70,641 | 65,000 |
| Grants | - | - | - | - |
| Interest income | 3,397 | 2,500 | 2,357 | 2,000 |
| Miscellaneous | 31,351 | 15,000 | 8,309 | 15,000 |
| Clearing Acct Credit Cards etc | - | - | 11,484 | - |
| Cash - long & short | - | - | - | - |
| Water project loan/grant | - | - | - | 2,500,000 |
| Transfer in | - | - | - | - |
| Total NCUA Fund Revenues | \$ 4,576,579 | \$ 5,628,386 | \$ 6,495,560 | \$ 9,185,516 |
| L&W Revenues & Beginning Balance | \$ 6,353,947 | \$ 7,203,945 | \$ 8,071,119 | \$ 11,629,224 |

EXPENDITURE SUMMARY

| | | | | |
|--|---------------------|---------------------|---------------------|---------------------|
| Electric Department: | | | | |
| Personal services | \$ 97,969 | \$ 110,626 | \$ 84,352 | \$ 166,298 |
| Materials & supplies | 2,122,849 | 2,119,687 | 2,865,325 | 2,920,000 |
| Other services/charges | 4,642 | 29,000 | 86,082 | 85,000 |
| Capital Outlay | 116,309 | 103,000 | 100,294 | 50,000 |
| Sub-Total - Electric Department | \$ 2,341,769 | \$ 3,137,313 | \$ 3,136,053 | \$ 3,221,298 |

**CITY OF WATONGA, OKLAHOMA
ANNUAL CAPITAL/OPERATING BUDGET
FISCAL YEAR 2022-2023**

**LIGHT & WATER FUND
SUMMARY OF REVENUES AND EXPENDITURES**

| | Actual Fiscal Year 2020-2021 | Approved Budget Fiscal Year 2021-2022 | Estimated/ Actual Fiscal Year 2021-2022 | Proposed Budget Fiscal Year 2022-2023 |
|--|------------------------------------|--|--|--|
| EXPENDITURE SUMMARY (continued) | | | | |
| Water Department: | | | | |
| Personal services | \$ 102,877 | \$ 109,487 | \$ 102,543 | \$ 166,598 |
| Materials & supplies | 41,488 | 35,000 | 61,276 | 120,000 |
| Other services/charges | 3,146 | 16,500 | 6,399 | 10,000 |
| Capital Outlay | 356,683 | 95,000 | 15,962 | 2,650,000 |
| Sub-Total - Water Department | \$ 504,194 | \$ 255,987 | \$ 186,180 | \$ 2,946,598 |
| Sewer/Disposal | | | | |
| Personal services | \$ 101,688 | \$ 107,109 | \$ 81,144 | \$ 161,241 |
| Materials & supplies | 12,981 | 14,500 | 698 | 80,000 |
| Other services/charges | 1,141 | 2,000 | 804 | 5,000 |
| Capital Outlay | 113,600 | 56,000 | 15,959 | 270,000 |
| Amendments | - | (30,000) | - | - |
| Sub-Total - Sewer | \$ 229,410 | \$ 149,609 | \$ 98,605 | \$ 516,241 |
| Garbage: | | | | |
| Personal services | \$ 150,830 | \$ 163,096 | \$ 152,975 | \$ 191,513 |
| Materials & supplies | 106,451 | 87,250 | 64,702 | 124,000 |
| Other services/charges | 17,156 | 11,500 | 8,313 | 70,000 |
| Capital Outlay | 59,031 | 418,000 | 63,236 | 62,400 |
| Sub-Total - Garbage Plant | \$ 333,468 | \$ 664,846 | \$ 289,226 | \$ 447,913 |
| Administration: | | | | |
| Personal services | \$ 70,020 | \$ 75,072 | \$ 72,762 | \$ 124,661 |
| Materials & supplies | 30,542 | 31,000 | 20,643 | 25,000 |
| Other services/charges | 60,734 | 70,500 | 70,002 | 100,000 |
| Debt service | - | - | - | 16,302 |
| Capital Outlay | 1,005 | 16,000 | 954 | 20,000 |
| Amendments | - | - | - | - |
| Sub-Total - Administration | \$ 162,301 | \$ 192,572 | \$ 164,361 | \$ 285,963 |
| TOTAL L&W FUND EXPENDITURES | \$ 3,571,142 | \$ 4,400,327 | \$ 3,874,425 | \$ 7,418,013 |
| NET OPERATING INCOME | \$ 1,005,437 | \$ 1,228,059 | \$ 2,621,135 | \$ 1,767,503 |
| Other Outflows: | | | | |
| Transfers Out | 1,291,885 | 1,200,000 | 1,520,604 | 1,500,000 |
| Transfers Out- Ambulance fee | - | 90,000 | - | 90,000 |
| Transfers Out- Earth Day fee | - | - | - | - |
| Amendments | - | 257,344 | - | - |
| Sub-Total - Other Outflows | \$ 1,291,885 | \$ 1,547,344 | \$ 1,520,604 | \$ 1,590,000 |
| NET INCOME | \$ (286,448) | \$ (319,285) | \$ 1,100,531 | \$ 177,503 |
| Ending Balance | \$ 1,490,920 | \$ 1,256,274 | \$ 2,676,090 | \$ 2,621,211 |

**CITY OF WATONGA, OKLAHOMA
ANNUAL CAPITAL/OPERATING BUDGET
FISCAL YEAR 2022-2023**

**PWA FUND
REVENUES & EXPENDITURES**

| | Actual Fiscal Year 2020-2021 | Approved Budget Fiscal Year 2021-2022 | Estimated/ Actual Fiscal Year 2021-2022 | Proposed Budget Fiscal Year 2022-2023 |
|---|------------------------------------|--|--|--|
| BEGINNING BALANCE | \$ 105,203 | \$ 31,266 | \$ 62,228 | \$ 128,862 |
| REVENUES | | | | |
| Hanger rent | \$ 22,220 | \$ 20,542 | \$ 26,733 | \$ 13,367 |
| Airport fuel sales | 29,658 | 25,000 | 38,043 | 44,900 |
| Grants | 197,719 | 2,039,850 | 106,042 | 1,933,808 |
| Interest Income | 74 | 77 | 29 | 26 |
| Miscellaneous Income | - | 10,000 | 7,758 | - |
| Total PWA Fund Revenues | \$ 249,671 | \$ 2,095,469 | \$ 178,605 | \$ 1,992,101 |
| EXPENDITURES | | | | |
| Materials and Supplies | | | | |
| Jet Fuel Purchases | \$ 18,632 | \$ 25,000 | \$ 26,619 | \$ 30,000 |
| Materials | 5,785 | 5,000 | 11,067 | - |
| Sub-Total Materials and Supplies | \$ 24,417 | \$ 30,000 | \$ 37,686 | \$ 30,000 |
| Other Services and Charges | | | | |
| Other services and charges | \$ 10,383 | \$ 20,000 | \$ 27,068 | \$ 8,000 |
| Operating lease | 62,400 | 62,400 | 62,400 | - |
| Sub-Total Other Services and Charges | \$ 72,783 | \$ 82,400 | \$ 89,468 | \$ 8,000 |
| Capital Outlay | | | | |
| Capital Outlay | \$ 198,375 | \$ 2,069,850 | \$ 106,042 | \$ 1,933,808 |
| Capital Outlay- Grant Match | - | - | - | 20,293 |
| Sub-Total Capital Outlay | \$ 198,375 | \$ 2,069,850 | \$ 106,042 | \$ 1,954,101 |
| Debt service | | | | |
| Interest expense | \$ - | \$ - | \$ - | \$ - |
| Principal payments | 5,900 | - | - | - |
| Sub-Total Debt Service | \$ 5,900 | \$ - | \$ - | \$ - |
| Transfers | | | | |
| Transfers In | (68,300) | (62,400) | (212,967) | - |
| Transfers Out | - | 110,000 | 158,624 | - |
| Sub-Total Transfers | \$ (68,300) | \$ 47,600 | \$ (54,343) | \$ - |
| Total PWA Fund Expenditures | \$ 233,175 | \$ 2,229,850 | \$ 178,853 | \$ 1,992,101 |
| NET INCOME | \$ 16,496 | \$ (134,381) | \$ (248) | \$ - |
| ENDING BALANCE | \$ 62,228 | \$ (103,115) | \$ 61,980 | \$ 128,862 |

**CITY OF WATONGA, OKLAHOMA
ANNUAL CAPITAL/OPERATING BUDGET
FISCAL YEAR 2022-2023**

**SALES TAX FUND
REVENUES & EXPENDITURES**

| | Actual Fiscal Year 2020-2021 | Approved Budget Fiscal Year 2021-2022 | Estimated/ Actual Fiscal Year 2021-2022 | Proposed Budget Fiscal Year 2022-2023 |
|---|------------------------------------|--|--|--|
| BEGINNING BALANCE | \$ 291,179 | \$ 360,286 | \$ 351,943 | \$ 313,441 |
| REVENUES | | | | |
| Sales tax | \$ 207,611 | \$ 191,656 | \$ 219,508 | \$ 211,057 |
| Miscellaneous | 28,000 | - | - | - |
| ARA Funds revenue | | 248,098 | - | - |
| Interest Income | 301 | 271 | 295 | 266 |
| Proceeds from Capital Lease | 585,000 | - | - | - |
| Total Grant Fund Revenues | <u>\$ 820,912</u> | <u>\$ 440,025</u> | <u>\$ 219,803</u> | <u>\$ 211,323</u> |
| EXPENDITURES | | | | |
| Materials & Supplies | | | | |
| Materials & supplies | \$ 1,598 | \$ 5,000 | \$ 5,813 | \$ - |
| Amendments | - | - | - | - |
| Sub-Total Materials & Supplies | <u>\$ 1,598</u> | <u>\$ 5,000</u> | <u>\$ 5,813</u> | <u>\$ -</u> |
| Other Services & Charges | | | | |
| Other services & charges | 554 | 3,000 | 2,275 | - |
| Sub-Total Other Services & charges | <u>\$ 554</u> | <u>\$ 3,000</u> | <u>\$ 2,275</u> | <u>\$ -</u> |
| Debt service | | | | |
| Debt service interest - City Hall | \$ 2,240 | \$ 1,189 | \$ 12,800 | \$ 7,896 |
| Debt service principal payments - City Hall | 156,679 | 40,730 | 30,668 | 8,406 |
| Sub-Total Debt Service | <u>\$ 158,919</u> | <u>\$ 41,919</u> | <u>\$ 43,468</u> | <u>\$ 16,302</u> |
| Capital Outlay & Transfers | | | | |
| Capital Outlay | \$ - | \$ 201,369 | \$ 48,012 | \$ - |
| General Government | 589,909 | - | 4,629 | 52,000 |
| Police Department | 7,404 | - | 41,919 | 22,000 |
| Fire Department | 3,563 | - | 49,598 | 65,000 |
| EMS Department | 3,563 | - | - | - |
| Street Department | 46,684 | - | - | - |
| Parks Department | 31,956 | - | - | - |
| Libarary Department | - | - | 6,350 | - |
| Code enforcement | - | - | - | 80,000 |
| L&W Admin | - | - | - | - |
| Transfers Out | 68,439 | 67,400 | 212,967 | - |
| Transfers In | (152,441) | (20,000) | (37,696) | - |
| Sub-Total Capital & Transfers | <u>\$ 599,077</u> | <u>\$ 248,769</u> | <u>\$ 325,779</u> | <u>\$ 219,000</u> |
| Total Sales Tax Fund Expenditures | <u>\$ 760,148</u> | <u>\$ 298,688</u> | <u>\$ 377,335</u> | <u>\$ 235,302</u> |
| NET INCOME | <u>\$ 60,764</u> | <u>\$ 141,337</u> | <u>\$ (157,532)</u> | <u>\$ (23,979)</u> |
| ENDING BALANCE | <u>\$ 351,943</u> | <u>\$ 501,623</u> | <u>\$ 194,411</u> | <u>\$ 289,462</u> |

**CITY OF WATONGA, OKLAHOMA
ANNUAL CAPITAL/OPERATING BUDGET
FISCAL YEAR 2022-2023**

**STREET & ALLEY FUND
REVENUES & EXPENDITURES**

| | Actual Fiscal Year 2020-2021 | Approved Budget Fiscal Year 2021-2022 | Estimated/ Actual Fiscal Year 2021-2022 | Proposed Budget Fiscal Year 2022-2023 |
|---|------------------------------------|--|--|--|
| BEGINNING BALANCE | \$ 229,437 | \$ 279,404 | \$ 251,587 | \$ 111,310 |
| REVENUES | | | | |
| Misc Revenue - Street & Alley | \$ 28,282 | \$ 15,000 | \$ 8,831 | \$ 15,000 |
| Auto License Tax | 20,791 | 20,668 | 22,049 | 19,844 |
| Gasoline Tax | 4,911 | 4,772 | 4,977 | 4,479 |
| Interest Income | 259 | 228 | 131 | 118 |
| Grant Income | 17,936 | - | - | - |
| Total Street & Alley Fund Revenues | <u>\$ 72,179</u> | <u>\$ 40,668</u> | <u>\$ 35,988</u> | <u>\$ 39,441</u> |
| EXPENDITURES | | | | |
| Other Services and Charges | | | | |
| Miscellaneous | \$ - | \$ - | \$ - | \$ - |
| Special Projects | - | - | 167,268 | - |
| Sub-Total Other Services and Charges | <u>\$ -</u> | <u>\$ -</u> | <u>\$ 167,268</u> | <u>\$ -</u> |
| Capital Outlay & Transfers | | | | |
| Capital Outlay | \$ 50,029 | \$ 170,000 | \$ - | \$ - |
| Transfers In | - | - | - | - |
| Sub-Total Transfers | <u>\$ 50,029</u> | <u>\$ 170,000</u> | <u>\$ -</u> | <u>\$ -</u> |
| Total Street & Alley Fund Expenditures | <u>\$ 50,029</u> | <u>\$ 170,000</u> | <u>\$ 167,268</u> | <u>\$ -</u> |
| NET INCOME | <u>\$ 22,150</u> | <u>\$ (129,332)</u> | <u>\$ (131,280)</u> | <u>\$ 39,441</u> |
| ENDING BALANCE | <u>\$ 251,587</u> | <u>\$ 150,072</u> | <u>\$ 120,307</u> | <u>\$ 150,751</u> |

**CITY OF WATONGA, OKLAHOMA
ANNUAL CAPITAL/OPERATING BUDGET
FISCAL YEAR 2022-2023**

**HOSPITAL SPECIAL REVENUE FUND
REVENUES & EXPENDITURES**

| | Actual Fiscal Year 2020-2021 | Approved Budget Fiscal Year 2021-2022 | Estimated/ Actual Fiscal Year 2021-2022 | Proposed Budget Fiscal Year 2022-2023 |
|--|------------------------------------|--|--|--|
| BEGINNING BALANCE | \$ - | \$ - | \$ - | \$ - |
| REVENUES | | | | |
| Sales Tax | \$ 810,443 | \$ 766,620 | \$ 878,029 | \$ 790,226 |
| Total Hospital Special Revenue Revenues | <u>\$ 810,443</u> | <u>\$ 766,620</u> | <u>\$ 878,029</u> | <u>\$ 790,226</u> |
| EXPENDITURES | | | | |
| Other Services and Charges | | | | |
| Other Services and Charges | \$ 789,480 | \$ 766,133 | \$ 849,864 | \$ 789,950 |
| Sub-Total Other Services and Charges | <u>\$ 789,480</u> | <u>\$ 766,133</u> | <u>\$ 849,864</u> | <u>\$ 789,950</u> |
| Capital Outlay & Transfers | | | | |
| Capital Outlay | \$ - | \$ - | \$ - | \$ - |
| Transfers In | - | - | - | - |
| Transfers Out | 558 | 487 | 307 | 276 |
| Amendments | - | - | - | - |
| Sub-Total Transfers | <u>\$ 558</u> | <u>\$ 487</u> | <u>\$ 307</u> | <u>\$ 276</u> |
| Total Hospital Spec Rev Fund Expenditures | <u>\$ 790,038</u> | <u>\$ 766,620</u> | <u>\$ 850,171</u> | <u>\$ 790,226</u> |
| NET INCOME | <u>\$ 20,405</u> | <u>\$ -</u> | <u>\$ 27,858</u> | <u>\$ -</u> |
| ENDING BALANCE | <u>\$ 20,405</u> | <u>\$ -</u> | <u>\$ 27,858</u> | <u>\$ -</u> |

**CITY OF WATONGA, OKLAHOMA
ANNUAL CAPITAL/OPERATING BUDGET
FISCAL YEAR 2022-2023**

**HOSPITAL SINKING FUND
REVENUES & EXPENDITURES**

| | Actual Fiscal Year 2020-2021 | Approved Budget Fiscal Year 2021-2022 | Estimated/ Actual Fiscal Year 2021-2022 | Proposed Budget Fiscal Year 2022-2023 |
|--|------------------------------------|--|--|--|
| BEGINNING BALANCE | \$ 72,287 | \$ 62,635 | \$ 65,755 | \$ 149,845 |
| REVENUES | | | | |
| AD Valorem Tax Collections | \$ 116,489 | \$ 123,260 | \$ 132,419 | \$ 119,177 |
| Interest Income | 84 | 75 | 72 | 75 |
| Total Hospital Special Revenue Revenues | <u>\$ 116,573</u> | <u>\$ 123,335</u> | <u>\$ 132,491</u> | <u>\$ 119,252</u> |
| EXPENDITURES | | | | |
| Other Services and Charges | \$ 300 | \$ 600 | - | \$ 600 |
| Debt Service | | | | |
| Principal Payments | \$ 90,000 | \$ 90,000 | \$ 90,000 | \$ 90,000 |
| Interest Payments | 32,805 | 28,305 | 15,278 | 25,965 |
| Sub-Total Debt Service | <u>\$ 122,805</u> | <u>\$ 118,305</u> | <u>\$ 105,278</u> | <u>\$ 115,965</u> |
| Total Hospital Spec Rev Fund Expenditures | <u>\$ 123,105</u> | <u>\$ 118,905</u> | <u>\$ 105,278</u> | <u>\$ 116,565</u> |
| NET INCOME | <u>\$ (6,532)</u> | <u>\$ 4,430</u> | <u>\$ 27,213</u> | <u>\$ 2,687</u> |
| ENDING BALANCE | <u>\$ 65,755</u> | <u>\$ 67,065</u> | <u>\$ 92,968</u> | <u>\$ 152,532</u> |

**CITY OF WATONGA, OKLAHOMA
ANNUAL CAPITAL/OPERATING BUDGET
FISCAL YEAR 2022-2023**

**GRANT FUND
REVENUES & EXPENDITURES**

| | Actual Fiscal Year 2020-2021 | Approved Budget Fiscal Year 2021-2022 | Estimated/ Actual Fiscal Year 2021-2022 | Proposed Budget Fiscal Year 2022-2023 |
|---|------------------------------------|--|--|--|
| BEGINNING BALANCE | \$ 27,752 | \$ 252,776 | \$ 252,777 | \$ 272,973 |
| REVENUES | | | | |
| Fire Department Grant | \$ 4,826 | \$ 4,763 | \$ 4,763 | \$ 4,000 |
| ARPA Funds | - | - | 248,098 | 248,098 |
| Other revenues | 221,416 | 2,000 | 2,020 | 2,000 |
| Total Grant Fund Revenues | <u>\$ 226,242</u> | <u>\$ 6,763</u> | <u>\$ 254,881</u> | <u>\$ 254,098</u> |
| EXPENDITURES | | | | |
| Materials and Supplies | | | | |
| Materials | \$ 773 | \$ 1,000 | \$ 721 | \$ 1,000 |
| Sub-Total Materials and Supplies | <u>\$ 773</u> | <u>\$ 1,000</u> | <u>\$ 721</u> | <u>\$ 1,000</u> |
| Other Services and Charges | | | | |
| Other Services and Charges | \$ 444 | \$ 2,000 | \$ 1,508 | \$ 1,000 |
| Sub-Total Other Services and Charges | <u>\$ 444</u> | <u>\$ 2,000</u> | <u>\$ 1,508</u> | <u>\$ 1,000</u> |
| Capital Outlay & Transfers | | | | |
| Capital Outlay | \$ - | \$ 4,000 | \$ 9,202 | \$ 4,000 |
| Capital Outlay- ARPA (water project) | - | - | - | 248,098 |
| Transfers In | - | - | - | - |
| Transfers Out | - | 220,652 | 223,811 | - |
| Amendments | - | - | - | - |
| Sub-Total Capital Outlay & Transfers | <u>\$ -</u> | <u>\$ 224,652</u> | <u>\$ 233,013</u> | <u>\$ 252,098</u> |
| Total Grant Fund Expenditures | <u>\$ 1,217</u> | <u>\$ 227,652</u> | <u>\$ 235,242</u> | <u>\$ 254,098</u> |
| NET INCOME | <u>\$ 225,025</u> | <u>\$ (220,889)</u> | <u>\$ 19,639</u> | <u>\$ -</u> |
| ENDING BALANCE | <u>\$ 252,777</u> | <u>\$ 31,887</u> | <u>\$ 272,416</u> | <u>\$ 272,973</u> |

**CITY OF WATONGA, OKLAHOMA
ANNUAL CAPITAL/OPERATING BUDGET
FISCAL YEAR 2022-2023**

**LIBRARY SPECIAL REVENUE FUND
REVENUES & EXPENDITURES**

| | Actual Fiscal Year 2020-2021 | Approved Budget Fiscal Year 2021-2022 | Estimated/ Actual Fiscal Year 2021-2022 | Proposed Budget Fiscal Year 2022-2023 |
|---|------------------------------------|--|--|--|
| BEGINNING BALANCE | \$ 5,946 | \$ 4,853 | \$ 3,192 | \$ 7,464 |
| REVENUES | | | | |
| Grant Revenues | \$ 5,265 | \$ 8,681 | \$ 13,947 | \$ 5,500 |
| Donations/Miscellaneous | - | - | - | - |
| Total Library Special Revenue Revenues | <u>\$ 5,265</u> | <u>\$ 8,681</u> | <u>\$ 13,947</u> | <u>\$ 5,500</u> |
| EXPENDITURES | | | | |
| Materials and Supplies | | | | |
| Materials and supplies | \$ 3,985 | \$ 4,500 | \$ 3,873 | \$ 250 |
| Sub-Total Materials and Supplies | <u>\$ 3,985</u> | <u>\$ 4,500</u> | <u>\$ 3,873</u> | <u>\$ 250</u> |
| Other Services and Charges | | | | |
| Other Services and Charges | \$ 2,619 | \$ 4,181 | \$ 5,563 | \$ 250 |
| Sub-Total Other Services and Charges | <u>\$ 2,619</u> | <u>\$ 4,181</u> | <u>\$ 5,563</u> | <u>\$ 250</u> |
| Capital Outlay & Transfers | | | | |
| Capital Outlay | \$ 1,415 | - | \$ 2,599 | \$ 5,000 |
| Transfers In | - | - | - | - |
| Transfers Out | - | - | - | - |
| Amendments | - | - | - | - |
| Sub-Total Transfers | <u>\$ 1,415</u> | <u>\$ -</u> | <u>\$ 2,599</u> | <u>\$ 5,000</u> |
| Total Library Spec Rev Fund Expenditures | <u>\$ 8,019</u> | <u>\$ 8,681</u> | <u>\$ 12,035</u> | <u>\$ 5,500</u> |
| NET INCOME | <u>\$ (2,754)</u> | <u>\$ -</u> | <u>\$ 1,912</u> | <u>\$ -</u> |
| ENDING BALANCE | <u>\$ 3,192</u> | <u>\$ 4,853</u> | <u>\$ 5,104</u> | <u>\$ 7,464</u> |

RESOLUTION NO. 2022 -7

A RESOLUTION OF THE CITY OF WATONGA, OKLAHOMA AND THE WATONGA PUBLIC WORKS AUTHORITY, APPROVING THE FISCAL YEAR 2022-2023 BUDGET

IN ACCORDANCE WITH THE PROVISIONS OF THE "MUNICIPAL BUDGET ACT."

WHEREAS, the provisions of the Municipal Budget Act (Section 17-201 through 17-216 of Title 11 of the Oklahoma Statutes) have been adopted by resolution by the City of Watonga and Watonga Public Works; and

WHEREAS, Section 17-209A requires the annual budget to be adopted by the governing body of the City of Watonga and Watonga Public Works by resolution no later than seven days prior to the beginning of the fiscal year.


NOW, THEREFORE, BE IT RESOLVED BY THE CITY COUNCIL OF THE CITY OF WATONGA, OKLAHOMA AND WATONGA PUBLIC WORKS THAT:

1. The accompanying annual budget document sets forth the estimated revenue and appropriations for each fund of the City of Watonga and Watonga Public Works, as approved by the governing body.
2. The accompanying budget document complies with the requirements of the Act by including:
 - Budget Message
 - Budget Summary - All Funds
 - Fund Budget Summaries
 - Departmental Appropriations by Account Category
3. In accordance with Section 17-215B, the governing bodies have determined the expenditures and encumbrances may not be authorized that exceed the legal level of control by account category (as defined in Section 17-213) of any department of any fund.
4. All budget amendments, including supplemental, decrease or transfer all appropriations, to the legal level of control as defined above will require governing body approval.


ADOPTED BY THE CITY COUNCIL OF THE CITY OF WATONGA, OKLAHOMA THIS 1st DAY OF JUNE 2022




Mayor Bill Seitter

ATTEST:



City Clerk Verlen Bills




ADOPTED BY THE WATONGA PUBLIC WORKS AUTHORITY THIS 1st DAY OF JUNE 2022.



Board Chairman Bill Seitter

ATTEST:


Board Clerk Verlen Bills



Column
AFFIDAVIT OF PUBLICATION

See Proof on Next
Page

The Watonga Republican
P.O. Box 30
(580) 623-4922

I, Kimberly Jenkins, of lawful age, being duly sworn upon oath, deposes and says that I am the General Manager of The Watonga Republican, a publication that is a "legal newspaper" as that phrase is defined for the city of Watonga, for the County of Blaine, in the state of Oklahoma, that this affidavit is Page 1 of 2 with the full text of the sworn-to notice set forth on the pages that follow, and that the attachment hereto contains the correct copy of what was published in said legal newspaper in consecutive issues on the following dates:

PUBLICATION DATES:
25 May 2022

Notice ID: VHkTDo4k4mwbPuXruM3u
Notice Name: Budget Hearing Notice

PUBLICATION FEE: \$30.64

Kimberly R. Jenkins

General Manager

VERIFICATION


STATE OF OKLAHOMA
COUNTY OF BLAINE

Signed or attested before me on this

26th day of May, A.D. 2022.

Montana Sims

Notary Public



(Published in Watonga Republican May 25, 2022)

In accordance with Section 17-208, Title 11, Oklahoma Statutes, notice is hereby given that the proposed fiscal year 2022 / 2023 budget will be considered at a public hearing on Wednesday, June 1st, 2022 at 6:00 PM at the City Hall located at 410 West Main Street, Watonga, OK. Copies of the proposed budget are available for review in the Office of the City Clerk, located at 410 West Main Street, Watonga, OK.

CITY OF WATONGA, OKLAHOMA
Fiscal Year 2022/2023 Annual Budget

BUDGET SUMMARY

| BEGINNING BALANCE (Estimates) | REVENUES | EXPENSES | TRANSFERS | Net Change | ENDING BALANCE | |
|--------------------------------------|---------------------|----------------------|------------------------|-----------------------|-------------------|---------------------|
| GENERAL FUND | \$ 2,130,701 | \$ 2,080,283 | \$ (3,761,708) | \$ 1,590,276 | \$ (91,149) | \$ 2,039,552 |
| ENTERPRISE FUNDS | | | | | | |
| Light and Water Fund | \$ 2,443,708 | \$ 9,185,516 | \$ (7,426,814) | \$ (1,690,000) | \$ 168,702 | \$ 2,612,410 |
| Public Works Authority | \$ 128,862 | \$ 1,992,101 | \$ (1,992,101) | \$ - | \$ - | \$ 128,862 |
| TOTAL ENTERPRISE FUNDS | \$ 2,572,570 | \$ 11,177,617 | \$ (9,418,915) | \$ (1,690,000) | \$ 168,702 | \$ 2,741,272 |
| CAPITAL PROJECTS FUND | | | | | | |
| Seice Tax (Capital Improvement) Fund | \$313,441 | \$ 211,323 | \$ (235,302) | \$ - | \$ (23,979) | \$ 289,462 |
| SPECIAL REVENUE FUNDS | | | | | | |
| Street and Alley Fund | \$ 111,310 | \$ 39,441 | \$ - | \$ - | 39,441 | \$ 150,751 |
| Hospital Special Revenue | - | 790,228 | (789,950) | (276) | - | \$ - |
| Hospital Sinking Fund | 149,845 | 119,262 | (116,865) | - | 2,687 | \$ 152,532 |
| Grant Fund | 272,973 | 264,098 | (264,098) | - | - | \$ 272,973 |
| Library Special Revenue | 7,484 | 5,600 | (5,600) | - | - | \$ 7,484 |
| TOTAL SPECIAL REVENUE FUNDS | \$ 641,602 | \$ 1,208,617 | \$ (1,168,113) | \$ (276) | \$ 42,128 | \$ 683,720 |
| GRAND TOTAL ALL FUNDS | \$ 6,958,304 | \$ 14,677,740 | \$ (14,682,038) | \$ - | \$ 98,702 | \$ 5,694,006 |